



REPUBLIC OF THE PHILIPPINES
PHILIPPINE STATISTICS AUTHORITY
SOLID RESPONSIVE WORLD-CLASS

Philippine Statistics Authority Provincial Statistics Office On-going Statistical Activities

Evelyn O. Apellido
Supervising Statistical Specialist

The Ivywall Hotel, Puerto Princesa, Palawan
8 November 2017

2017 Listing of Farm Households

- The 2017 Listing of Farm Households (LFH) is a nationwide activity that aims to update the agricultural-based survey frame information.



- this activity basically collects data and information about the farm/holding of households and their farm operators.
- The enumeration was done using Computer-Assisted Personal Interviewing (CAPI). In this process, the enumerators works on a handheld tablet device to facilitate the interview.

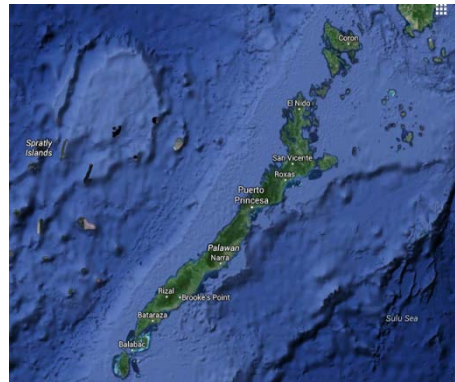
2017 Updating of List of Aquaculture Farms

- the ULAF aims to generate sampling frame for quarterly surveys on aquaculture. Information to be gathered includes culture system, management system, area and/or volume of aquaculture farm, species cultured and location of the aquaculture farm.



Tablet-Aided Geotagging of Building Structures

The main purpose of conducting geotagging activity is to identify and mark building structures as points in the digitized maps and attributing these buildings with pertinent geographical information for use in various statistical undertaking of the PSA





REPUBLIC OF THE PHILIPPINES

PHILIPPINE STATISTICS AUTHORITY

SOLID RESPONSIVE WORLD-CLASS

Philippine Statistics Authority Provincial Statistics Office

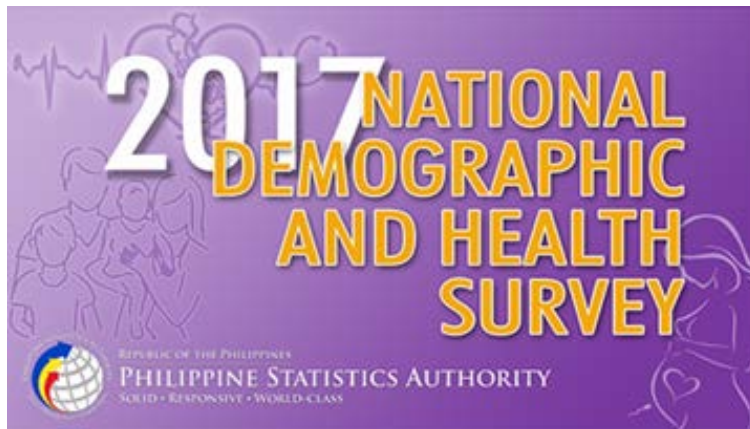
Accomplished Statistical Activities



REPUBLIC OF THE PHILIPPINES
PHILIPPINE STATISTICS AUTHORITY
SOLID RESPONSIVE WORLD-CLASS

2017 National Demographic and Health Survey

This survey will provide information on family planning, reproductive health, maternal and child health, early childhood mortality, HIV/AIDS-related knowledge and attitudes, and violence against women in the country



The enumeration was done using Computer-Assisted Personal Interviewing (CAPI). In this process, the enumerators work on a handheld tablet device to facilitate the interview.

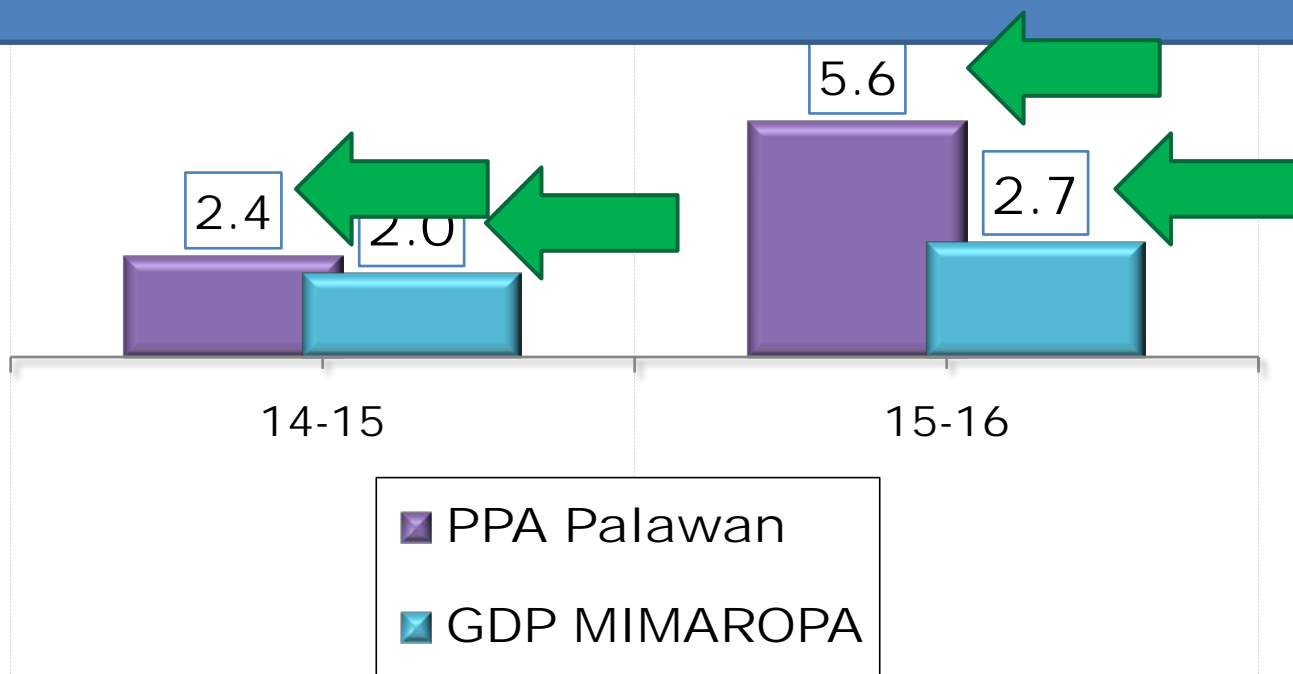


REPUBLIC OF THE PHILIPPINES
PHILIPPINE STATISTICS AUTHORITY
SOLID RESPONSIVE WORLD-CLASS

Highlights of the Results of the Provincial Product Accounts for the Province of Palawan for 2014-2016

Palawan economy grew by **5.6%** in 2016; **2.4%** in 2015

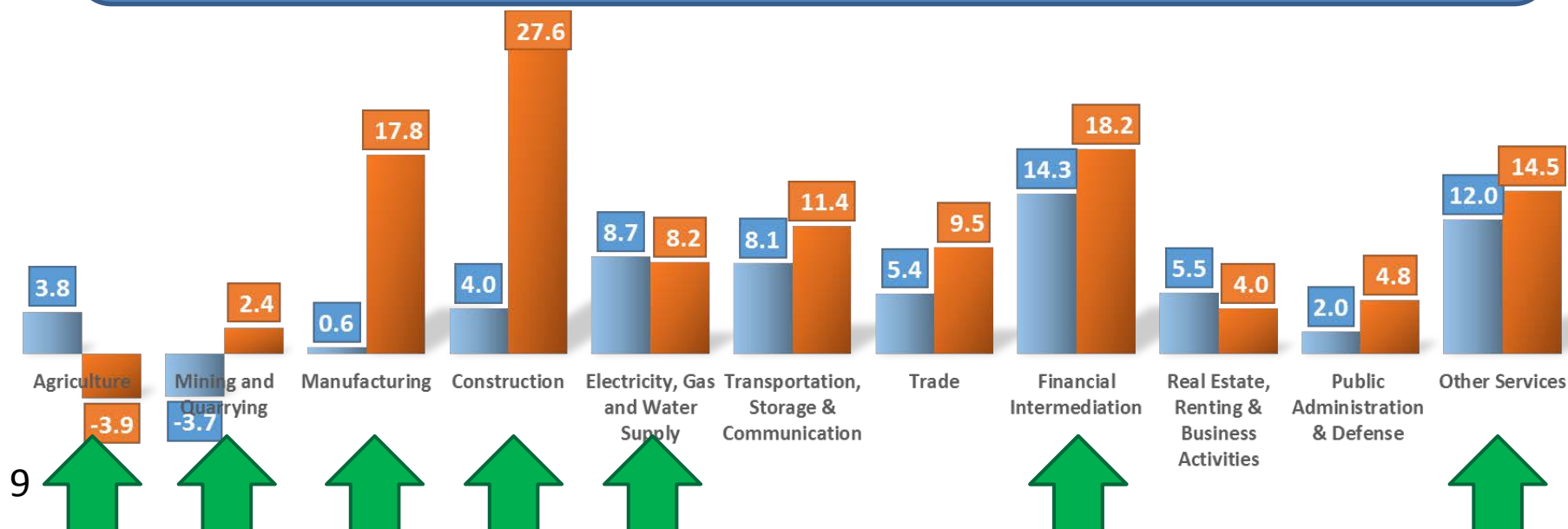
Economic Growth of Palawan and MIMAROPA (at constant 2000 prices)
2014-2015 and 2015-2016
(in percent)



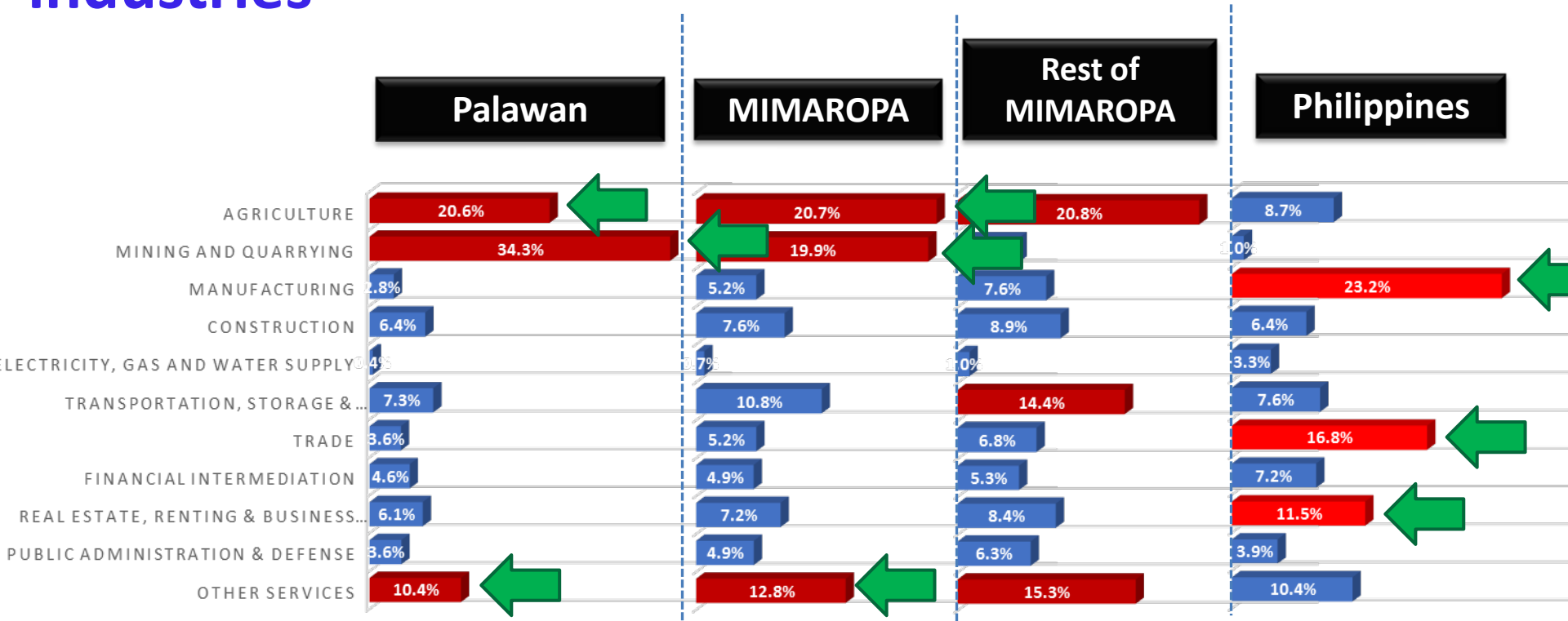


Fastest growth in 2016 were: Construction, Financial intermediation, Manufacturing, Other Services
Declines were noted in Agriculture in 2016 and Mining and Quarrying in 2015

**Economic Growth of Palawan by Industry
2014-2015 and 2015-2016
(in percent, at constant 2000 prices)**

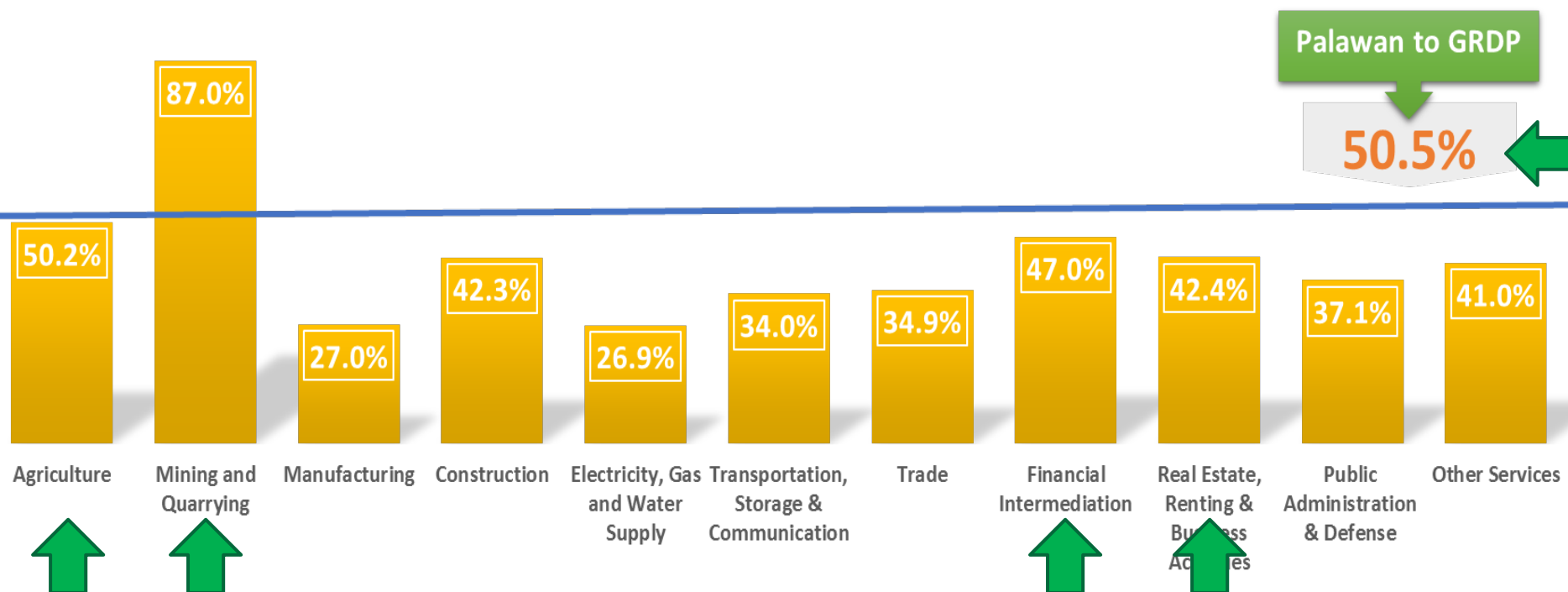


MAQ, Agriculture, and Other Services are the top industries



Economic Distribution by Industry (at 2000 constant prices), 2016

The share of Palawan's economy to the MIMAROPA regional economy was 50.5 percent 2016.



Share of Palawan to MIMAROPA GDP by Industry (at constant 2000 prices), 2016

Services and Industry contributed to growth; Agriculture pulled it down in 2016

Contribution of Major Industries to Palawan Economic Growth
(at constant 2000 prices)
2014-2015 and 2015-2016
(in percentage point/s)

	2014-2015	2015-2016
Agriculture	0.8	(0.9)
Industry	(1.2)	2.8
Services	2.7	3.7
GDP	2.4	5.6

Construction and Other Services led the growth

	2014-2015	2015-2016
Agriculture	0.8	-0.9
Mining and Quarrying	-1.4	0.8
Manufacturing	0.0	0.4
Construction	0.2	1.5
Electricity, Gas and Water Supply	0.0	0.0
Trans., Storage & Comm.	0.5	0.8
Trade	0.2	0.3
Financial Intermediation	0.5	0.7
Real Estate, Renting & Bus. Act.	0.3	0.2
Public Administration & Defense	0.1	0.2
Other Services	1.1	1.4
GDP	2.4	5.6

Contribution of Industries to Palawan Economic Growth (at constant 2000 prices) 2014-2015 and 2015-2016 (in percentage point/s)



For your data needs...

Statistical Figures	
Population As of Aug 2015	100.98M
Gross National Income As of Second Quarter 2017	6.8%
Gross Domestic Product As of Second Quarter 2017	6.5%
Inflation Rate As of Sep 2017	3.4%

Scroll Down ↓ Scroll Up ↑

- eSurveys
- National Accounts
- Population and Housing
- PPMA: Presyo sa Palengke Mobile Application
- Labor Force Statistics
- Philippine Poverty Statistics
- Sustainable Development Goals
- OpenSTAT
- ISSiP
- e-Classification Mobile Application
- PSADA
- 28th NSM: National Statistics Month

The PSA website: www.psa.gov.ph



REPUBLIC OF THE PHILIPPINES
PHILIPPINE STATISTICS AUTHORITY
SOLID RESPONSIVE WORLD-CLASS

For your data needs...



The CountrySTAT is a web-based system that integrates national food and agricultural statistical information to ensure harmonization of national data and metadata collections for analysis and policy-making.

countrystat.psa.gov.ph



REPUBLIC OF THE PHILIPPINES
PHILIPPINE STATISTICS AUTHORITY
SOLID RESPONSIVE WORLD-CLASS

For your data needs...



OpenSTAT is an open data platform powered by DKAN, an open source application with a full suite of cataloging, publishing and visualization features.

openstat.psa.gov.ph



REPUBLIC OF THE PHILIPPINES
PHILIPPINE STATISTICS AUTHORITY
SOLID RESPONSIVE WORLD-CLASS

End of Presentation...

THANK YOU!